

# FLOWER ARRANGEMENT

Types, Selection of material and essential equipment used in flower arrangement, Application of principles and elements of art in it



# Introduction



- ▶ Flower arrangement is an art in which an attempt is made to arrange flowers , foliage ,plants and flower vases in such a way that all of these when arranged produce a harmonious appearance, texture and color combination.
- ▶ Main objective is to make the place where it is to be placed cheerful, lively and beautiful.
- ▶ It expresses one' love for beauty



# Elements Of Art





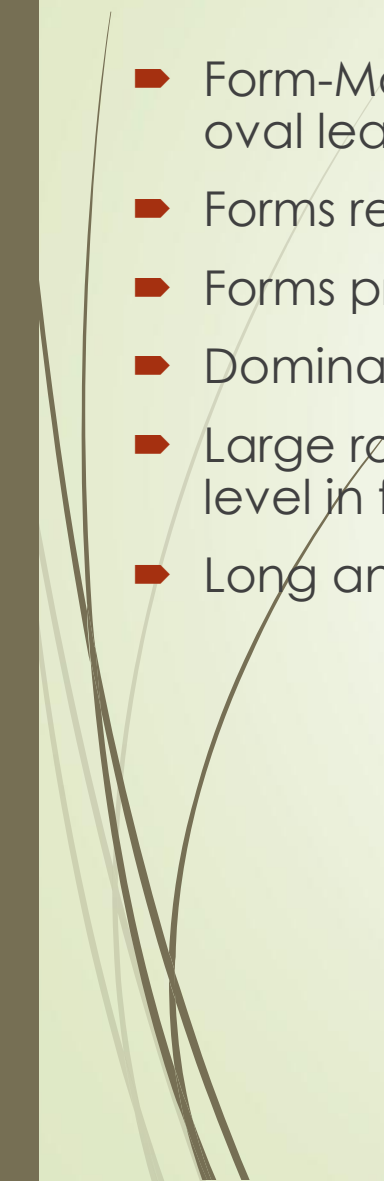
- ▶ Line-refers to shapes which move the eye along, up and down or in different directions.
- ▶ Lines have a great power of expression
- ▶ Straight lines-sense of dignity
- ▶ Horizontal lines peaceful
- ▶ Curved lines –grace and sophistication
- ▶ Diagonal lines-show speed
- ▶ Lines are provided by stems and branches







# Elements of art



- Outline of flower arrangement-basic shapes like circle, sphere, triangle etc
  - The container chosen should have the same line movement so that arrangement appears as one unit
  - Flower vase taken as trunk of tree, lines of flowers radiating look natural branches of tree.The whole arrangement should look like a tree
- 


- 
- 
- ▶ Form-Many shapes can be seen in plant material like round flowers, oval leaves etc
  - ▶ Forms refer to outline of flower arrangement
  - ▶ Forms provide resting place in flower arrangement
  - ▶ Dominant forms hold eye at one place in flower arrangement
  - ▶ Large rounded flowers should be arranged in the centre and low level in flower arrangement
  - ▶ Long and slender flowers at highest level and medium ones in centre

- 
- 
- ▶ Texture –refers to feel of things-surface and structure of plant material. Unity in texture between plants themselves and flowers and containers.
  - ▶ Flowers with fine texture should be arranged in delicate containers and rough texture in metal or clay vases.
  - ▶ Texture influences color. Rough texture makes color look darker.
  - ▶ Texture associated with certain expressions-rough texture associated with masculinity, informality and smooth texture with femininity and elegance.

- 
- 
- ▶ Colour-Color produces many types of effects
  - ▶ Color can appear warm or cool-A warm colored flower arrangement having red – orange flowers will look wonderful on a cold day and blue violet on a hot day
  - ▶ Some colors are more visible in dim light than others like white ,yellow yellow green are suitable for dark corners.
  - ▶ Advancing colors like red suitable for large rooms and receding colors like blue, violet for smaller rooms.
  - ▶ If three colors are used one should be dominant and followed by second and then third.
  - ▶ Light colored flowers in upper part and dark colored towards bottom and centre.



- 
- 
- ▶ Space-Each flower-arrangement can be visible if there is sufficient space around it.
  - ▶ Space at the place of arrangement-tall narrow corner requires a tall arrangement.
  - ▶ Space within design-less space in mass arrangement and more space between flowers in line arrangement.
  - ▶ Space below flower arrangement-with help of raised container or pedestal or stand.



# Principles Of Art and Flower Arrangement:


Rhythm – Growing things have their own rhythmic growth movements. All types of rhythms are based on movements and repetitions. Rhythm and flower arrangement is obtained when our eyes travel easily around the whole arrangement.

Types of Rhythm:

- Radiating Rhythm
- Curvilinear Rhythm
- Diagonal Rhythm



Proportion – Good proportion refers to suitable amount and size of things in relation to each other and surroundings.

1. Each piece of plant material should be related to others in relation to size, e.g. Dalia cannot be used with sweat pea or rose.
  2. Plant material should be in relation to the size of container. E.g. Sunflower or dalia does not look appropriate in wine glass.
  3. The plant material should be one and half times the height or the width of the container.
  4. Accessory should be used in proportion to the flower arrangement.
  5. The whole arrangement should be in proportion to the place where it is kept.
- 





Balance – To achieve good balance in flower arrangement the eye should be attracted to both sides of the design. Not necessarily the plant material but maybe flowers on one side and long branch on the other. To get balance arrangement, heaviest mass of flower material, largest flowers and longer stems to be placed in the center of the container.

Two types of Balance –

1. Formal Balance : When its shape is exactly the same on either side of the center.
2. Informal Balance : When plant material placed on either side is not exactly in the same position but attention is equally attracted on both sides of the design.



Emphasis – For emphasis, attention is drawn to the center of interest, whether flowers are larger, more numerous, contrast or brilliant in colour.

Harmony – Means unity

- Signifies that flowers and flower vase should have unity with respect to shape, colour and texture of the whole unit. E.g. Roses look nice in glass flower vase.

# Types of Flower Arrangement

- **Line arrangement** – Originated in east, particularly in Japan. Require very little plant material. The arrangement consists of three sprays of different lengths that go in the same or somewhat similar direction. E.g Ikebana. More stress is given to line emphasis, asymmetrical balance etc.



# Mass arrangement

Basically traditional, large amount of plant material is used, grouping of colours and flowers is emphasized. This type of arrangement is used for large formal parties.





# Line and Mass Arrangement

This type of arrangement is of American origin. It combines the best features of line and mass arrangement. Different kinds of popular shapes are triangle, pyramid, s-curve, etc.



# Miniature arrangement

- Small arrangements are made with small flowers in tiny containers such as ash trays, dainty bottles etc  
Arrangement should not be more than five inches



# Pedestral Flower arrangement

- The arrangement is done in a container on a stand.
- The height of arrangement can be 3feet or more.
- Arrangements are used for parties



# Foliage Arrangement

- Consists of different foliage of various sizes and shapes.
- Arrangements are more long lasting than flowers
- Emphasis can be created by choosing various colours and sizes of leaves



# Dry Flower Arrangement


- Natural material is dried before use.
- These arrangements are long lasting
- Various kinds of material are used eg wheat ,cotton and maize pods dried twigs



# Floating Arrangement

- In floating arrangement stems of flowers and stems cut.
- Light weight and small flowers used
- Flat or shallow containers used
- Floating diyas can be added





# Points to be kept in mind while making a flower arrangement

- Placement-Flowers last longer when kept in cool and shady place
- Large arrangements in large rooms and small arrangements in small rooms
- Flower arrangement should not hide beauty furnishings of room
- Flower arrangement should not be placed in front of the window with light behind.